



PEUGEOT 2008 SUV

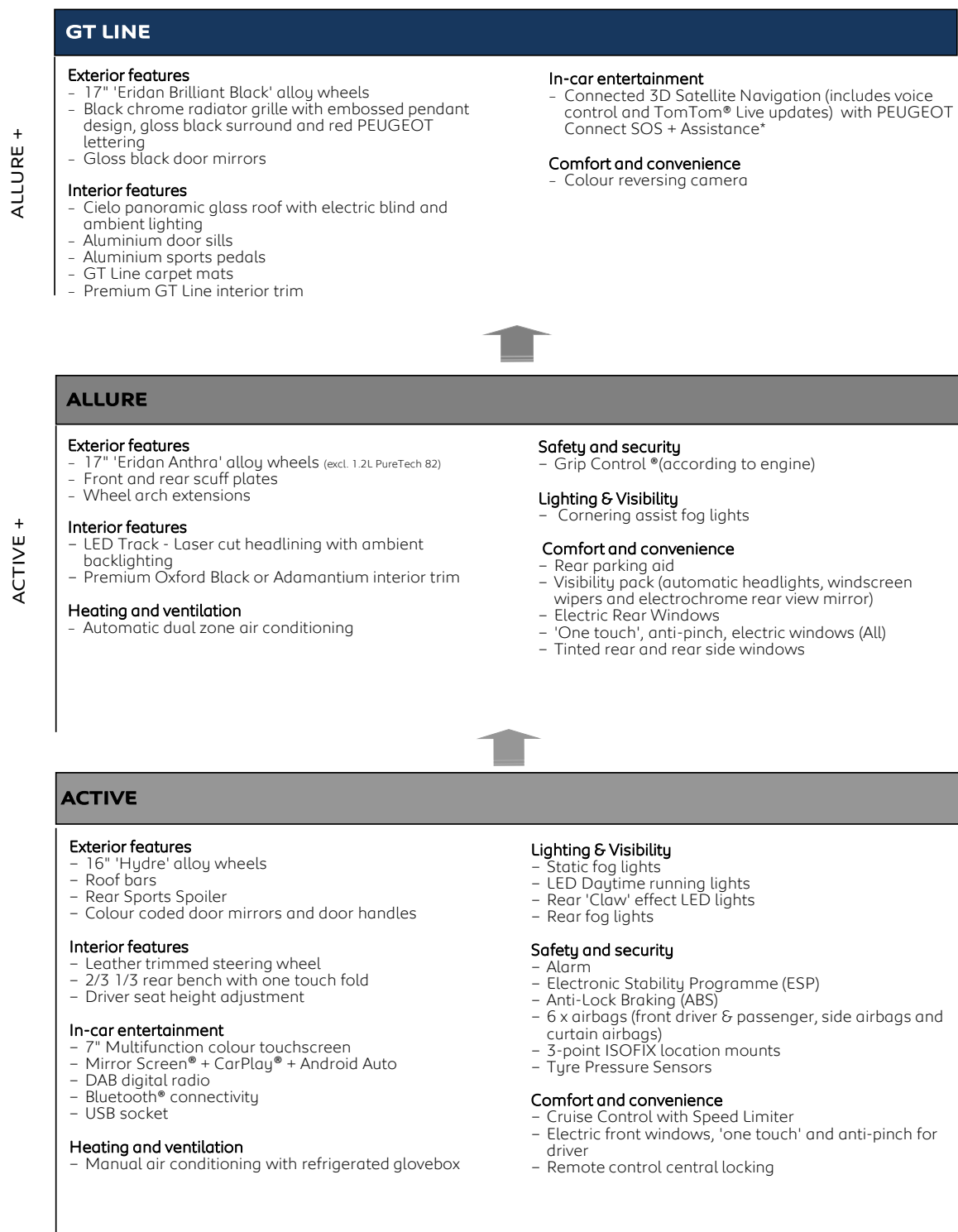
PRICES, EQUIPMENT AND TECHNICAL SPECIFICATIONS

Version 18- October 2018

Model Year - 2019



1.1 CHOOSE YOUR 2008 SUV LEVEL



*Additional terms and conditions apply to connected services, including customer acceptance of location sharing prior to activation.

1.1 CHOOSE YOUR LEVEL

ALLURE PREMIUM

ALLURE +

Exterior features

- 17" 'Eridan Anthra' alloy wheels (excl. 1.2L PureTech 82)
- Front and rear scuff plates
- Wheel arch extensions
- Roof bars
- Rear Sports Spoiler
- Colour coded door mirrors and door handles

Interior features

- Cielo panoramic glass roof with electric blind and ambient lighting
- Passenger seat height adjustment
- Premium Oxford Black interior trim
- Leather trimmed steering wheel
- 2/3 1/3 rear bench with one touch fold
- Driver seat height adjustment
- High level retaining boot net

In-car entertainment

- 7" Multifunction colour touchscreen
- Mirror Screen® + CarPlay® + Android Auto
- DAB digital radio
- Bluetooth® connectivity
- USB socket
- 3.5mm jack for external audio device
- Connected 3D Satellite Navigation (includes voice control and TomTom® Live updates) with PEUGEOT Connect SOS + Assistance*

Comfort and convenience

- Colour reversing camera
- Rear parking aid
- Visibility pack (automatic headlights, windscreen wipers and electrochrome rear view mirror)
- Electric Rear Windows
- 'One touch', anti-pinch, electric windows (All)
- Tinted rear and rear side windows
- Cruise Control with Speed Limiter

Heating and ventilation

- Automatic dual zone air conditioning

Lighting & Visibility

- Cornering assist fog lights
- LED Daytime running lights
- Rear 'Claw' effect LED lights
- Rear fog lights

Safety and security

- Alarm
- Electronic Stability Programme (ESP)
- Anti-Lock Braking (ABS)
- 6 x airbags (front driver & passenger, side airbags and curtain airbags)
- 3-point ISOFIX location mounts

Based on Allure level, 2008 SUV Allure Premium offers excellent levels of specification with the following equipment over and above Allure:

- Cielo panoramic glass roof with electric blind and ambient lighting
- Colour reversing camera
- Connected 3D Navigation
- PEUGEOT Connect SOS & Assistance

2008 Allure Premium is available in the full range of 2008 colours - below is a selection of colours available. Full colours and prices are shown in section 6.1.



Cumulus Grey



Emerald



Pearlescent White

*Additional terms and conditions apply to connected services, including customer acceptance of location sharing prior to activation.

2. CHOOSE YOUR 2008 SUV VERSION

Manufacturer's recommended retail prices: PEUGEOT 2008 SUV price list

	ENGINE	HP	VERSION TITRE CODE (DIALOG description)	CO ₂ g/km	BASIC MRRP	VAT (£)	TOTAL MRRP	P11D VALUE £	2018/19 BIK %	ON THE ROAD MRRP
ACTIVE	1.2L PureTech 82	83	1PI4SYLLEJTOA0HO (2008 ACT PT82)	114	13,753.33	2,750.67	16,504.00	17,204.00	23	17,424.00
	1.2L PureTech 110 EAT6 S&S	110	1PI4SYLLGQTOA0HO (2008 ACT PT110A)	129	15,445.00	3,089.00	18,534.00	19,234.00	26	19,454.00
	1.5L BlueHDi 100	102	1PI4SYLMDKTOA0HO (2008 ACT BHD1100)	98	15,553.33	3,110.67	18,664.00	19,364.00	24	19,564.00
ALLURE	1.2L PureTech 82	83	1PI4SYHLEJTOA0HO (2008 ALL PT82)	114	14,878.33	2,975.67	17,854.00	18,554.00	23	18,774.00
	1.2L PureTech 110 EAT6 S&S	110	1PI4SYHLGQTOA0HO (2008 ALL PT110A)	129	16,820.00	3,364.00	20,184.00	20,884.00	26	21,104.00
	1.2L PureTech 130 S&S	131	1PI4SYHLHKT0A0HO (2008 ALL PT130)	118	16,320.00	3,264.00	19,584.00	20,284.00	24	20,504.00
	1.5L BlueHDi 100	102	1PI4SYHMDKTOA0HO (2008 ALL BHD1100)	98	16,928.33	3,385.67	20,314.00	21,014.00	24	21,214.00
	1.5L BlueHDi 120 EAT6 S&S	120	1PI4SYHMBQTOA0HO (2008 ALL BHD1120A)	105	18,245.00	3,649.00	21,894.00	22,594.00	26	22,814.00
ALLURE PREMIUM	1.2L PureTech 82	83	1PI4SYHLEJTO9RH0 (2008 ALL PREMIUM PT82)	114	15,545.00	3,109.00	18,654.00	19,354.00	23	19,574.00
	1.5L BlueHDi 100	102	1PI4SYHMDKTO9RH0 (2008 ALL PREM BHD1100)	98	17,595.00	3,519.00	21,114.00	21,814.00	24	22,014.00
GT LINE	1.2L PureTech 110 EAT6 S&S	110	1PI4SYTLGQTOA0HO (2008 GTL PT110A)	129	17,961.67	3,592.33	21,554.00	22,254.00	26	22,474.00
	1.2L PureTech 130 S&S	131	1PI4SYTLHKT0A0HO (2008 GTL PT130)	118	17,461.67	3,492.33	20,954.00	21,654.00	24	21,874.00
	1.5L BlueHDi 100	102	1PI4SYTMDKTOA0HO (2008 GTL BHD1100)	98	18,070.00	3,614.00	21,684.00	22,384.00	24	22,584.00
	1.5L BlueHDi 120 EAT6 S&S	120	1PI4SYTMBQTOA0HO (2008 GTL BHD1120A)	105	19,386.67	3,877.33	23,264.00	23,964.00	26	24,184.00

Shaded versions include Grip Control® as standard

1.2L PureTech 110 EAT6 S&S available from October 2018 production

Grip Control®

Grip Control® optimises traction in low-grip conditions. It adapts to the terrain by acting on the front wheels, using the electronic components already present on the vehicle. The driver remains in control and can decide at any time to move from Standard mode using the dial located on the centre console, choosing instead Mud, Sand, Snow or ESP Off.

Standard:

System calibrated with a low and fixed level of spin based on a compromise between the different levels of grip normally encountered.

ESP OFF:

Allows the possibility of disconnecting the dynamic stability control (ESP) and the traction assistance (ASR/Grip Control) up to 30 mph (50km/h) to give back complete control to the driver. Beyond this speed, the systems reconnect automatically for your safety.

Sand:

Mode which allows some simultaneous spin of the driving wheels to allow the vehicle to move and reduce the risk of being trapped in the sand.

Snow:

On moving off, the system adapts its strategy to the conditions of grip encountered wheel by wheel. When making progress, the system optimises spin to provide the best acceleration possible according to the grip available. Recommended in snow or on a steep slope.



Mud:

Mode which on moving off allows a lot of spin at the wheel with the least grip to allow the mud to be cleared and grip restored. At the same time, the wheel with the most grip is managed to transmit as much torque as possible. When making progress, the system optimises spin to best meet the driver's requirements.

3. 2008 SUV TECHNOLOGY PAGE

PureTech Petrol Engines

This 3-cylinder petrol engine technology delivers energetic drive and performance, excellent fuel economy and low CO₂ emissions. It's the result of intelligent, innovative engineering, which combines reduced weight materials with the efficiency of direct fuel injection to give you maximum pleasure behind the wheel, at any speed, for less.

The engine choice on the 2008 SUV includes the 1.2L PureTech 110 and 130 S&S, which won the 'International Engine of the Year' award: 2015, 2016, 2017 and 2018 in the 1.0L to 1.4L category.



Active City Brake

Active City Brake* is a new technology which makes it possible to avoid an accident or reduce its severity if the driver fails to react.

It works in urban conditions at speeds of less than 20 mph. A short range sensor is fitted to the top of the windscreen and can detect other vehicles that are driving in the same direction or stationary.

This will automatically trigger an emergency brake to stop the vehicle and avoid a collision entirely or limit the consequences of an accident by reducing the speed of impact.



7" Touchscreen & Connected 3D Satellite Navigation

Linked to the 7.0" capacitive colour touchscreen, the system includes European mapping, 3D city mapping and voice recognition (for radio, navigation and telephone functions). The system also includes a 3 year subscription to TomTom live allowing an automatic, permanent connection to online navigation services (in partnership with TomTom®).

Key features of PEUGEOT Connect include:

- TomTom® Traffic:** Real-time updates on traffic conditions (traffic jams, roadworks) and suggested alternative routes.
- Local Weather:** Displays forecasted weather conditions along the route.
- Fuel Stations:** Displays nearby fuel stations and pricing.
- Local search:** Access address and contact detail information for a point of interest.

Mirror Screen® & Apple CarPlay™

Mirror Screen® is a technology which mirrors compatible apps from your smartphone and displays them on the touchscreen. It is accessed via MirrorLink® which works with compatible android phones and CarPlay® which is compatible with iPhone5 and above.

Mirror Link® will display compatible apps on the touchscreen but it does not offer voice control functionality. Handsfree calls can be made on android phones using Bluetooth®.

Apple CarPlay™ mirrors compatible apps but it also features voice control through Siri which allows phone calls, text messages, music and maps to be used without the need to take eyes off the road.

Note: Mirror Screen® is standard on all 2008 SUVs .



BlueHDi Diesel Engines

BlueHDi is the name given to PEUGEOT's latest generation of diesel engines and are available on the 2008 SUV.

The result of a world-famous diesel heritage plus innovation and engineering excellence developed on the race tracks of Le Mans, BlueHDi complies with Euro 6 emission standards, to deliver exceptional fuel economy and CO₂ emissions alongside a driving experience rich in power and performance.

A three stage cleansing process specifically targets the pollutants of diesel combustion, removing hydrocarbons and carbon monoxide, reducing nitrogen oxides by up to 90% and eliminating 99.9% of particulates. BlueHDi delivers the cleanest diesel engine possible and exceptional fuel economy of up to 76.3mpg combined with CO₂ as low as 98g/km.



Park Assist

The Park Assist* system assesses the size of space available to ensure that it fits the dimensions of your vehicle. Ultrasonic sensors and steering management take over to manoeuvre in and out of the parking space for you.

Acceleration, braking, gear changes and use of the clutch in a manual transmission are left in your control. As you manoeuvre, the system gives you visual and audio information to ensure your safety.




PEUGEOT Connect SOS & Assistance

PEUGEOT Connect SOS* is now in use in most major European countries, including the UK, and is technology that could prove vital in an emergency.

Automatic emergency call: if the airbags inflate or the seat belt pretensioners are triggered, the vehicle automatically makes an emergency call on behalf of the driver. PEUGEOT Connect SOS then locates the vehicle, establishes telephone communication with its occupants and arranges for the appropriate emergency service to be dispatched.

Manual emergency call: whether the victim or the witness of an emergency situation, the driver can call PEUGEOT Connect SOS quickly by pressing the SOS button located on the dashboard (and holding for 3 seconds).



*Standard, optional or unavailable according to version.

4. CHOOSE YOUR 2008 SUV OPTIONS

			ACTIVE	ALLURE	ALLURE PREMIUM	GT LINE	Basic RRP £ Excluding VAT	VAT @ 20%	Total RRP £ Including VAT	Notes
PAINT	Bianca White (Solid Paint)	P0WP	<input type="radio"/>	<input type="radio"/>	<input type="radio"/>	<input type="radio"/>	229.17	45.83	275.00	
	Metallic Paint	OMM0	<input type="radio"/>	<input type="radio"/>	<input type="radio"/>	<input type="radio"/>	454.17	90.83	545.00	
	Pearlescent Paint	M6N9	<input type="radio"/>	<input type="radio"/>	<input type="radio"/>	<input type="radio"/>	579.17	115.83	695.00	
	Ultimate Red (Varnish)	M5F3	<input type="radio"/>	<input type="radio"/>	<input type="radio"/>	<input type="radio"/>	579.17	115.83	695.00	
WHEELS	17" 'Eridan' Black alloy wheel upgrade	ZH58				<input type="radio"/>	0.00	0.00	0.00	Customise your GT Line with full black alloy wheels at no extra cost.
SAFETY & SECURITY	Active City Brake	D401	<input type="radio"/>				358.33	71.67	430.00	Includes Visibility Pack (Automatic lights and wipers with Electrochrome rear view mirror)
	Active City Brake	D401		<input type="radio"/>	<input type="radio"/>	<input type="radio"/>	208.33	41.67	250.00	
	PEUGEOT Connect SOS and Assistance	YR07	<input type="radio"/>	<input type="radio"/>	<input checked="" type="radio"/>	<input checked="" type="radio"/>	208.33	41.67	250.00	
COMFORT AND CONVENIENCE	Visibility pack: Automatic lights and wipers with Electrochrome rear view mirror	VV33	<input type="radio"/>	<input checked="" type="radio"/>	<input checked="" type="radio"/>	<input checked="" type="radio"/>	150.00	30.00	180.00	
	Heated Seats	NA01		<input type="radio"/>		<input type="radio"/>	125.00	25.00	150.00	
	Front central armrest	JB04		<input type="radio"/>			91.67	18.33	110.00	
	High level retaining net	TK01	<input type="radio"/>	<input type="radio"/>	<input checked="" type="radio"/>	<input type="radio"/>	66.67	13.33	80.00	
	Cielo Panoramic Glass Roof with ambient lighting and electric blind	OK01		<input type="radio"/>	<input checked="" type="radio"/>	<input checked="" type="radio"/>	333.33	66.67	400.00	
	Rear Parking Aid	UB01	<input type="radio"/>	<input checked="" type="radio"/>	<input checked="" type="radio"/>	<input checked="" type="radio"/>	308.33	61.67	370.00	Brings in electrically operated and heated door mirrors with electric folding operation on Active
	Park Assist (automatic parallel parking system)	UB08		<input type="radio"/>			250.00	50.00	300.00	Includes front and rear parking sensors
	Park Assist (automatic parallel parking system) & Reversing Camera	UB10		<input type="radio"/>			416.67	83.33	500.00	Includes front and rear parking sensors
	Park Assist (automatic parallel parking system) & Reversing Camera	UB10				<input type="radio"/>	250.00	50.00	300.00	GT Line already has colour reversing camera as standard
	Colour Reversing Camera	UB09		<input type="radio"/>	<input checked="" type="radio"/>	<input checked="" type="radio"/>	166.67	33.33	200.00	
IN CAR ENTERTAINMENT	Single CD unit	Dealer fit	<input type="radio"/>	<input type="radio"/>	<input type="radio"/>	<input type="radio"/>	Contact your dealer for current pricing		Dealer Fit ONLY	
	Connected 3D Satellite Navigation (includes voice control and TomTom® Live updates - 3 year subscription)*	WLU3	<input type="radio"/>	<input type="radio"/>	<input checked="" type="radio"/>	<input checked="" type="radio"/>	416.67	83.33	500.00	
INTERIOR TRIM	Midnight Black Leather Trim	3UFX		<input type="radio"/>			625.00	125.00	750.00	Includes heated seats, aluminium door sills and black/grey carpet mats.
	Midnight Black Leather Trim with red over stitching	3UFS				<input type="radio"/>	416.67	83.33	500.00	Includes heated seats

● Standard
○ Option

*Additional terms and conditions apply to connected services, including customer acceptance of location sharing prior to activation.

5.1 KNOW YOUR 2008 SUV EQUIPMENT

ACTIVE	ALLURE	ALLURE PREMIUM	GT LINE	Notes
--------	--------	----------------	---------	-------

	ACTIVE	ALLURE	ALLURE PREMIUM	GT LINE	Notes	
SAFETY & SECURITY	ESP with Hill Assist	●	●	●	●	
	Grip Control®		●	●	●	Grip Control not available on 1.2L PT82
	ABS with Electronic Brake Force Distributor (EBFD) & Emergency Brake Assist (EBA)	●	●	●	●	
	Automatic Hazard Light Activation (activates when emergency braking)	●	●	●	●	
	Child Safety door locking	●	●	●	●	
	Seatbelt alarm	●	●	●	●	
	Driver and Passenger airbag with Passenger airbag deactivation switch	●	●	●	●	
	Front side airbags	●	●	●	●	
	Front and rear curtain airbags	●	●	●	●	
	Thatcham approved Cat 2 immobiliser	●	●	●	●	
	Rear seat 3-point ISOFIX location mounts x 2	●	●	●	●	
	3-point rear seat belts x 3	●	●	●	●	
	Deadlocking	●	●	●	●	
Tyre Pressure Sensors	●	●	●	●		
Alarm	●	●	●	●	Includes a 'plip' spare key	
COMFORT & CONVENIENCE	Rear parking aid	○	●	●	●	Brings in electrically operated and heated door mirrors with electric folding operation on Active
	Colour Reversing Camera		○	●	●	
	Visibility Pack - Auto headlights, Auto wipers and electrochrome rear view mirror	○	●	●	●	Linked to Active City Brake option on Active
	Cruise Control with Speed Limiter	●	●	●	●	
	Electrically assisted power steering	●	●	●	●	
	Height and reach adjustable steering wheel	●	●	●	●	
	Electric front windows	●	●	●	●	
	Electric Rear Windows		●	●	●	
	'One touch', anti-pinch, electric front driver's window	●				
	'One touch', anti-pinch, electric windows (All)		●	●	●	
	Tinted rear and rear side windows		●	●	●	
	12v power socket	●	●	●	●	
Remote control central locking	●	●	●	●		
IN CAR ENTERTAINMENT	Connected 3D Satellite Navigation (includes voice control and TomTom® Live updates - 3 year subscription)*	○	○	●	●	
	PEUGEOT Connect SOS and Assistance	○	○	●	●	
	7" Multifunction colour touchscreen with steering wheel mounted controls	●	●	●	●	Mirror Screen® functionality is available with compatible smart phones. Please consult peugeot.co.uk for a list of enabled android phones - compatibility is based on the phone providers' original operating system. CarPlay® is compatible with iPhone 5/c/s, 6/Plus/s/s Plus and 7.
	USB socket	●	●	●	●	
	Bluetooth®	●	●	●	●	
	DAB digital radio	●	●	●	●	
2 front and 2 rear speakers plus 2 tweeters	●	●	●	●		
HEATING & VENTILATION	Manual air conditioning with refrigerated glovebox	●				
	Automatic Dual Zone Air Conditioning		●	●	●	
KEY INSTRUMENTS	Large multifunction (7") colour Touchscreen	●	●	●	●	
	LED instrument dial surround		Blue	Blue	Red	
	External temperature gauge	●	●	●	●	
	Gear shift indicator	●	●	●	●	
	Trip computer	●	●	●	●	

● Standard ○ Option at extra cost *Additional terms and conditions apply to connected services, including customer acceptance of location sharing prior to activation.

5.1 KNOW YOUR 2008 SUV EQUIPMENT

		ACTIVE	ALLURE	ALLURE PREMIUM	GT LINE	Notes
INTERIOR FEATURES / SEATING	Leather trimmed steering wheel	●	●	●	●	
	LED Track - Laser cut headlining with ambient backlighting		●			
	Cielo Panoramic Glass Roof with ambient lighting and electric blind		○	●	●	
	Passenger and driver sunvisors with vanity mirrors	●	●	●	●	
	Aviation style handbrake	●	●	●	●	
	Aluminium sills		○	○	●	Linked to leather option on Allure
	Carpet mats		○	○	●	Linked to leather option on Allure
	Cloth interior trim	●				
	Premium part leather effect interior trim		●	●		
	Premium GT Line interior trim				●	
	2/3 1/3 rear bench with one touch fold	●	●	●	●	
	Driver seat height adjustment	●	●	●	●	
	Passenger seat height adjustment			●	●	
Rear head restraints x 3	●	●	●	●		
EXTERIOR FEATURES / WHEELS	Black chrome radiator grille with embossed pendant design and bright chrome surround	●				
	Bright chrome radiator grille with embossed pendant design and bright chrome surround		●	●		
	Black chrome radiator grille with embossed pendant design, gloss black surround and red PEUGEOT lettering				●	
	Roof bars	●	●	●	●	Black roof bars on GT Line
	Fog lamps with bright chrome surrounds	●	●	●		
	Fog lamps with gloss black surrounds				●	
	Front and rear scuff plates		●	●	●	
	Rear Sports Spoiler - Colour coded	●	●	●	●	
	Colour coded door handles	●	●	●	●	
	Colour coded door mirrors	●	●	●		
	Gloss black door mirrors				●	
	Wheel arch extensions		●	●	●	
	Steel wheel with wheel trims					
	Alloy wheels	●	●	●	●	
	15" spare wheel	●	●	●	●	Petrol versions only. Speed limited to under 50 mph when spare wheel is fitted
Space saver spare wheel	●	●	●	●	Diesel versions only. Speed limited to under 50 mph when spare wheel is fitted.	
LIGHTING & VISIBILITY	LED Daytime Running lights	●	●	●	●	
	Static fog lights	●				
	Cornering assist fog lights		●	●	●	
	Rear 'Claw' effect LED lights	●	●	●	●	
	Rear fog lights	●	●	●	●	
	Electrically operated and heated door mirrors	●				
	Electrically operated and heated door mirrors with electric folding operation	○	●	●	●	Linked to rear parking aid option on Active
	Rear wash wipe	●	●	●	●	

● Standard ○ Option at extra cost

6.1 CHOOSE YOUR 2008 SUV COLOUR

6.1.1 COLOURS

Specification level	SOLID COLOURS		METALLIC COLOURS				PEARLESCENT COLOUR	VARNISH
	Hurricane Grey P09G	Bianca White P0WP	Nera Black M09V	Emerald M0DZ	Cumulus Grey M0F4	Nimbus Grey M0VL	Pearlescent White M6N9	Ultimate Red M5F3
ACTIVE	●	○	○	○	○	○	○	○
ALLURE	●	○	○	○	○	○	○	○
ALLURE PREMIUM	●	○	○	○	○	○	○	○
GT LINE	●	○	○	○	○	○	○	○

● Standard

○ Option at extra cost



Hurricane Grey



Bianca White



Nera Black



Cumulus Grey



Emerald



Pearlescent White



Nimbus Grey



Ultimate Red

6.2 CHOOSE YOUR 2008 SUV UPHOLSTERY

6.2.1 TRIMS

Specification level	Interior Ambience	Interior Trim	Trim code	Primary / secondary colour	Primary / secondary material	
ACTIVE	Mistral	Tokyo Black Trim	59FX	Black / Grey	Cloth	●
ALLURE	Mistral	Oxford Black Premium Trim	9DFX	Black / Grey	Cloth / TEP	●
	Adamantium	Adamantium Premium Trim	60FY	Grey / Black	Cloth / TEP	●
	Mistral	Midnight Black Leather Trim	3UFX	Black	Leather	○
ALLURE PREMIUM	Mistral	Oxford Black Premium Trim	9DFX	Black / Grey	Cloth / TEP	●
GT LINE	Mistral	GT Line Trim	A2FS	Black / Grey	Cloth / TEP	●
	Mistral	Midnight Black Leather Trim	3UFS	Black	Leather	○



59FX - Tokyo Black Trim



9DFX - Oxford Black Premium Trim



60FY - Adamantium Premium Trim



A2FS - GT Line Trim



3UFX - Midnight Black Leather Trim
3UFS - Midnight Black Leather Trim (features red over stitching)

			Hurricane Grey P09G	Bianca White POWP	Nera Black M09V	Emerald MODZ	Cumulus Grey M0F4	Nimbus Grey M0VL	Pearlescent White M6N9	Ultimate Red M5F3
ALLURE	Oxford Black Premium Trim	9DFX	●	○	○	○	○	○	○	○
	Adamantium Premium Trim	60FY	●	○	○	○	○	○	○	○

Choose between Oxford Black and Adamantium trim at no extra cost. Both trims go well with all of our paint colours but we recommend that Oxford Black works best with Ultimate Red and Adamantium with Emerald.

- - Standard
- - Option at extra cost

6.3 CHOOSE YOUR 2008 SUV WHEELS

6.3.1 ALLOYS AND WHEEL TRIMS

	CODE	TYRES	ACTIVE	ALLURE	ALLURE PREMIUM	GT LINE
15" spare wheel - petrol only	RS06		●	●	●	●
Space saver spare wheel - diesel only	RS02		●	●	●	●
16" 'Hydre' Alloy Wheel	ZH4D	TBRR	●			
16" 'Aquila' Alloy Wheel (1.2L PureTech 82)	ZH2V	TBRR		●	●	
17" 'Eridan' Anthra Alloy Wheel	ZH4E	Mud & Snow		●	●	
17" 'Eridan' Brilliant Black Alloy Wheel	ZH4F	Mud & Snow				●
17" 'Eridan' Black Alloy Wheel	ZH58	Mud & Snow				○

● Standard ○ Option at no extra cost



Hydre



Aquila



Eridan Anthra



Eridan Brilliant Black



Eridan Black

*Speed limited to under 50 mph when space saver or 15" spare wheel is fitted.

7.1 KNOW EVERYTHING ABOUT YOUR 2008 SUV Petrol

		1.2L PureTech 82 S65	1.2L PureTech 110 EAT6 S65	1.2L PureTech 130 S65			
DRIVETRAIN	Fuel type	Petrol	Petrol	Petrol			
	Cubic capacity (cc)	1,199	1,199	1,199			
	Maximum power hp (Kw)	83 (61) @ 5750 rpm	110 (81) @ 5500 rpm	131 (96) @ 5500 rpm			
	Maximum torque Nm	118 @ 2750 rpm	205 @ 1750 rpm	230 @ 1750 rpm			
	5 speed manual	●					
6 speed manual			●				
6 speed automatic		●					
BRAKES	ESP	●	●	●			
	Front discs	●	●	●			
	Rear discs	●	●	●			
TYRES	Tyres	195/60 R16 H	195/60 R16 H / 205/50 R17 V	205/50 R17 V			
	Tyre Size	16"	16" / 17"	17"			
	Suspension	Front: Pseudo Mc Pherson / rear: Cross deformable					
FUEL TANK	Approximate capacity (litres)	50					
PERFORMANCE (driver only)	Maximum speed (mph)	105	116	124			
	Acceleration (sec) 1000m standing start	35.1	32	30.4			
	Acceleration 0-62 mph	13.6	10.5	9.3			
FUEL CONSUMPTION EMISSIONS	Urban drive cycle MPG (litres/100km)	48.7	5.8	42.8	6.6	46.3	6.1
	Extra Urban drive cycle MPG (litres/100km)	62.8	4.5	56.5	5	61.4	4.6
	Combined drive cycle MPG (litres/100km)	56.5	5	50.4	5.6	55.4	5.1
	Carbon Dioxide (CO ₂) emissions (g/km)	114		129		118	
	Regulation Emission Standard	Euro 6.2		Euro 6.2		Euro 6.2	
VEHICLE WEIGHT INFORMATION (KG)	Gross vehicle weight	1,580	1,680	1,665			
	Kerb weight (full tank)	1,080	1,190	1,155			
	Mass in service	1,198	1,320	1,284			
	Gross train weight	2,360	2,630	2,615			
	Maximum braked trailer weight	1,100	1,250	1,250			
	Maximum tow ball weight		51				
AERODYNAMICS	SCx (m ³)	0.72					
DIMENSIONS	Overall length	4,159					
	Body including door handles / with door mirrors folded / open	1,739 / 1,829 / 2,004					
	Ride height (full tank)	1,556					
	Wheelbase	2,538					
	Front overhang / Rear overhang	0,820 / 0,801					
	Front track / Rear Track	1,482 / 1,492					
	Total boot volume	360 dm ³ / 422 litres					
INSURANCE GROUP	Active	13E	TBC				
	Allure	13E	TBC	21E			
	Allure Premium	13E					
	GT Line		TBC	21E			

7.2 KNOW EVERYTHING ABOUT YOUR 2008 SUV Diesel

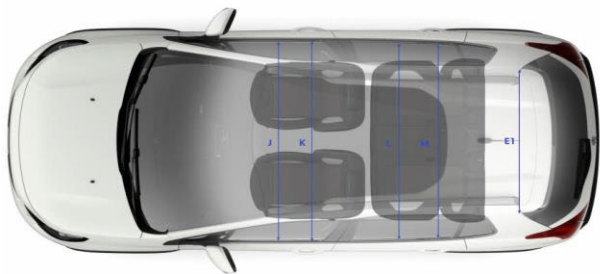
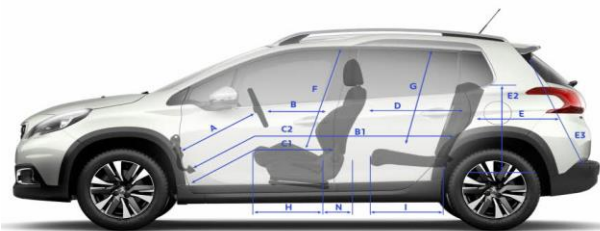
		1.5L BlueHDi 100 S6S	1.5L BlueHDi 120 EAT6 S6S		
DRIVETRAIN	Fuel type	Diesel	Diesel		
	Cubic capacity (cc)	1,499	1,499		
	Maximum power hp (Kw)	102 (75) @ 3500 rpm	120 (88) @ 3500 rpm		
	Maximum torque Nm	250 @ 1750 rpm	300 @ 1750 rpm		
	5 speed manual				
	6 speed manual	●			
	6 speed automatic		●		
BRAKES	ESP	●	●		
	Front discs	●	●		
	Rear discs	●	●		
TYRES	Tyres	195/60 R16 H or 205/50 R17 V	205/50 R17 V		
	Tyre Size	16" or 17"	17"		
	Suspension	Front: Pseudo Mc Pherson / rear: Cross deformable			
FUEL TANK	Approximate capacity (litres)	45			
PERFORMANCE (driver only)	Maximum speed (mph)	113	120		
	Acceleration (sec) 1000m standing start	32.5	31		
	Acceleration 0-62 mph	10.6	9.5		
FUEL CONSUMPTION EMISSIONS	Urban drive cycle MPG (litres/100km)	67.3	4.2	64.2	4.4
	Extra Urban drive cycle MPG (litres/100km)	83.1	3.4	74.3	3.8
	Combined drive cycle MPG (litres/100km)	70.6	4.0	70.6	4.0
	Carbon Dioxide (CO ₂) emissions (g/km)	98		105	
	Regulation Emission Standard	Euro 6.2		Euro 6.2	
VEHICLE WEIGHT INFORMATION (KG)	Gross vehicle weight	1,700		1,750	
	Kerb weight (full tank)	1,205		1,205	
	Mass in service	1,334		1,344	
	Gross train weight	2,660		2,720	
	Maximum braked trailer weight	1,260		1,270	
	Maximum tow ball weight	51		51	
AERODYNAMICS	SCx (m ²)	0.72			
DIMENSIONS	Overall length	4,159			
	Body including door handles / with door mirrors folded / open	1,739 / 1,829 / 2,004			
	Ride height (full tank)	1,556			
	Wheelbase	2,538			
	Front overhang / Rear overhang	0,820 / 0,801			
	Front track /Rear Track	1,482 / 1,492			
	Total boot volume	360 dm ³ / 422 litres			
INSURANCE GROUP	Active	18E			
	Allure	19E		23E	
	Allure Premium	19E			
	GT Line	19E		23E	

7.3 KNOW EVERYTHING ABOUT YOUR 2008 SUV - Dimensions

Exterior dimensions (mm)



Interior dimensions (mm)



	(mm)
A	720
B	611
C1	874
C2	1689
D	814
E	752
E1	1042
E2	514
E3	841
F	898
G	876
H	478
I	468
J	1408
K	1360
L	1386
M	1337
N	230



8. SERVICE CONTRACTS

PEUGEOT offer two levels of Service Contract:

PEUGEOT Service Plan

What's included:

- > PEUGEOT Service Plans offer complete assurance that all your servicing costs will be completely covered for the duration of the plan
- > We offer PEUGEOT Service Plans for up to five years with many mileage options
- > One-off up front or monthly direct debit payment options available
- > All packages are affordable and inflation proof, which means they will remain at a fixed cost for the duration of the plan.

Monthly price examples*:

3 Years / 35,000 Miles	4 Years / 45,000 Miles	5 Years / 55,000 Miles
12.99 per month	13.99 per month	13.99 per month

Extended PEUGEOT Assistance*

What's included: Extension of your PEUGEOT Assistance Cover

- > Offers you the opportunity to extend PEUGEOT Assistance up to a further two years
- > Cover includes:
 - PEUGEOT Assistance from Home
 - PEUGEOT Roadside Assistance
 - PEUGEOT Recovery
 - PEUGEOT Onward Travel
 - PEUGEOT European Cover

* Excludes non-vehicle induced faults

To find out about extending your PEUGEOT Assistance cover, call **0800 294 0294**

FURTHER INFORMATION

MANUFACTURERS RECOMMENDED RETAIL PRICE ON THE ROAD

The On the Road MRRP featured includes the following from April 2018:

Tax band	CO2 (g/km)	First Year VED (Petrol)	First Year VED (Diesel)	Annual Tax	First Reg fee	Delivery Charge	VAT @ 20% on Delivery	Total OTR Costs (Petrol)	Total OTR Costs (Diesel)
A	0	£0.00	£0.00	£0.00	£55.00	£583.33	£116.67	£755.00	£755.00
B	1-50	£10.00	£25.00	£140.00	£55.00	£583.33	£116.67	£765.00	£780.00
C	51-75	£25.00	£105.00	£140.00	£55.00	£583.33	£116.67	£780.00	£860.00
D	76-90	£105.00	£125.00	£140.00	£55.00	£583.33	£116.67	£860.00	£880.00
E	91-100	£125.00	£145.00	£140.00	£55.00	£583.33	£116.67	£880.00	£900.00
F	101-110	£145.00	£165.00	£140.00	£55.00	£583.33	£116.67	£900.00	£920.00
G	111-130	£165.00	£205.00	£140.00	£55.00	£583.33	£116.67	£920.00	£960.00
H	131-150	£205.00	£515.00	£140.00	£55.00	£583.33	£116.67	£960.00	£1,270.00
I	151-170	£515.00	£830.00	£140.00	£55.00	£583.33	£116.67	£1,270.00	£1,585.00
J	171-190	£830.00	£1,240.00	£140.00	£55.00	£583.33	£116.67	£1,585.00	£1,995.00
K	191-225	£1,240.00	£1,760.00	£140.00	£55.00	£583.33	£116.67	£1,995.00	£2,515.00
L	226-255	£1,760.00	£2,070.00	£140.00	£55.00	£583.33	£116.67	£2,515.00	£2,825.00
M	Over 255	£2,070.00	£2,070.00	£140.00	£55.00	£583.33	£116.67	£2,825.00	£2,825.00

VAT is calculated at 20%

VAT is not applicable to cars sold in the Channel Islands

PEUGEOT 3 YEARS OF WARRANTY

All vehicles first registered in the UK and purchased from a UK PEUGEOT Dealer benefit from a PEUGEOT 2 year unlimited mileage manufacturer's warranty and a free optional additional 1 year of warranty provided by the PEUGEOT Dealer Network in the UK.

PEUGEOT ASSISTANCE

All new PEUGEOTs come with PEUGEOT Assistance, our breakdown assistance service.

Provided by the AA, PEUGEOT Assistance is available every minute of the day and night; 365 days of the year, for you and anyone else driving your PEUGEOT with your permission.

Full details are available at www.PEUGEOT.co.uk

TERMS AND CONDITIONS

Every endeavour has been made to ensure that the information, details and descriptions set out in this literature are correct, at the time of going to print.

It is our policy to continually improve our vehicles in every way. We reserve the right to modify our vehicles price, specification (including colour), equipment, accessories and characteristics or to discontinue any model, without notice, at any time.

To avoid any misunderstandings you are advised to check with your PEUGEOT Dealer the specification (including colour), equipment accessories and equipment relating to any PEUGEOT vehicle and the exact cost and availability prior to ordering.

Where a feature is described as an option in this publication it should be assumed that it is at extra cost unless specifically stated otherwise.

Issued by Sales and Marketing, PEUGEOT Motor Company PLC, Pinley House, Sunbeam Way, Coventry CV3 1ND.

For further information call PEUGEOT on 0800 083 3000 or visit our website at peugeot.co.uk



PEUGEOT